

Light vehicle mass and loading requirements

When transporting any kind of load, your vehicle must be loaded safely so it does not endanger other road users or cause damage to property. This guide has been created for light vehicles. A light vehicle is a vehicle with a weight not exceeding 4.5 tonne (i.e. car, ute, van, trailer, caravan). You can check your vehicle's Gross Vehicle Mass (GVM) by looking at the vehicle handbook or contacting the manufacturer.

Assessing vehicle suitability

Before loading your vehicle you must ascertain if your vehicle can take the weight of the load. The law states that your vehicle cannot take a load exceeding your vehicle's GVM or a load that exceeds a maximum weight specified by the manufacturer.

Load restraint

You must restrain any load you are carrying to ensure it:

- stays on the vehicle
- does not adversely affect the stability of the vehicle
- does not protrude from the vehicle in a way that can injure people, damage property or cause an obstruction.

Loads will move if not properly restrained. You must choose a load restraint that:

- is fit-for-purpose
- has the rated capacity to restrain the load
- is in good working order.

There are two main loads restraint methods:

- tie-down restraint – using lashings to tie down the load to the vehicle
- direct restraint – where a load can be directly restrained by:
 - attaching the load to the vehicle by using lashings (i.e. webbing straps)
 - blocking the load from moving by a rigid structure (i.e. side gates and tailgates)
 - containing the load within the vehicle (e.g. tipper truck).

Fallen items

A driver must remove any item that has fallen from their vehicle and on to the road or take action to have the item(s) removed from the road as soon as they can do so safely. If unsafe to do so, call the police attendance line on 131 444. It is an offence to fail to remove fallen items from the road.



SAFER
JOURNEYS



This publication has been prepared as a public service initiative by South Australia Police and, while every care has been taken in its preparation, no warranty is given nor representation, either express or implied, made regarding the accuracy, currency or fitness for purpose of the information or advice provided and no liability or responsibility is accepted by the State of South Australia, its instrumentalities, South Australia Police and their agents, officers and employees for any loss suffered by any person in consequence of any use and reliance placed by any person upon the said information or advice.





Rear overhang

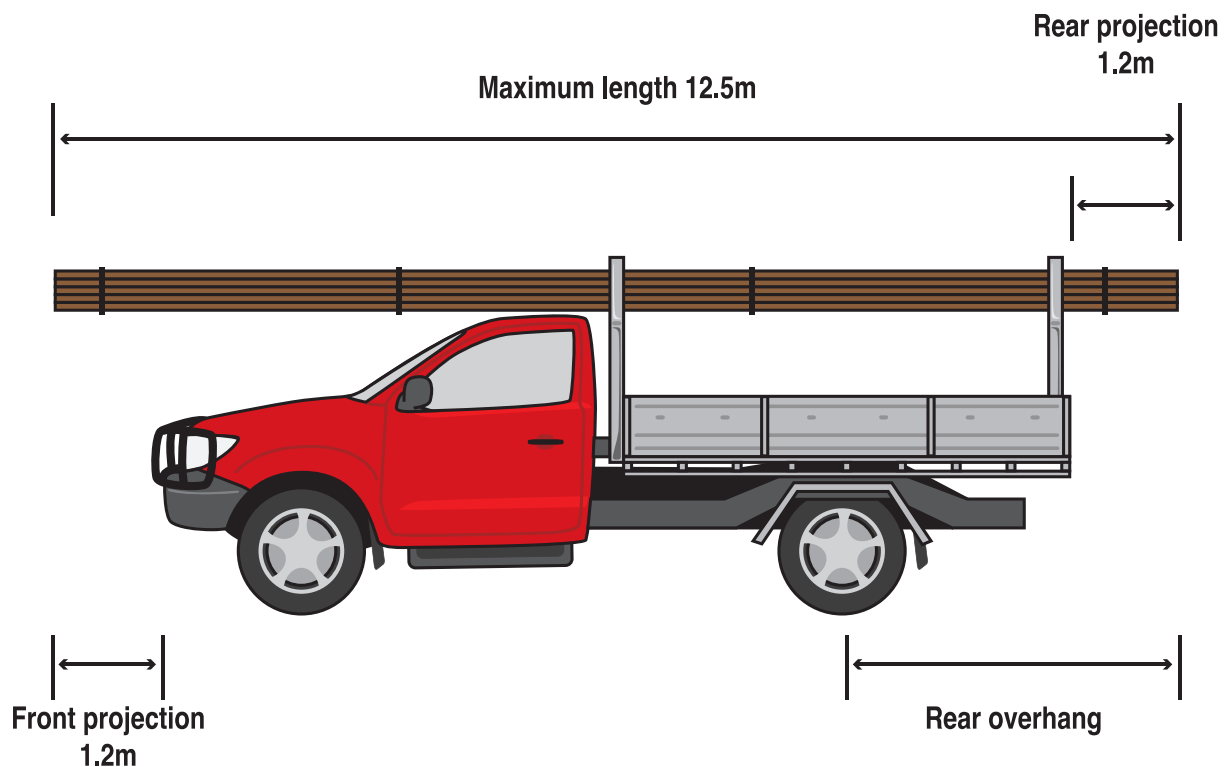
Your maximum rear overhang may be either 60 per cent of the wheelbase or 3.7 metres – whichever is the lesser. Rear overhang is measured from the centre of the rear axle to the end of the protrusion.

If your protrusion exceeds 1.2 metres from the rear of your vehicle or is not easily seen, you must ensure that when you are driving during the day you have a brightly coloured flag or piece of material that is 300mm wide attached at the end of the protrusion and is visible from 300 metres away. During the night your protrusion must display a red light that can be seen from 200 metres away.

The maximum length of a load cannot exceed 12.5 metres. This includes any protrusions to the rear or front of your vehicle.


Front overhang

Your load must not project more than 1.2 metres from the front of your vehicle. Front overhang is measured from the front of the vehicle to the end of the protrusion.



SAFER JOURNEYS



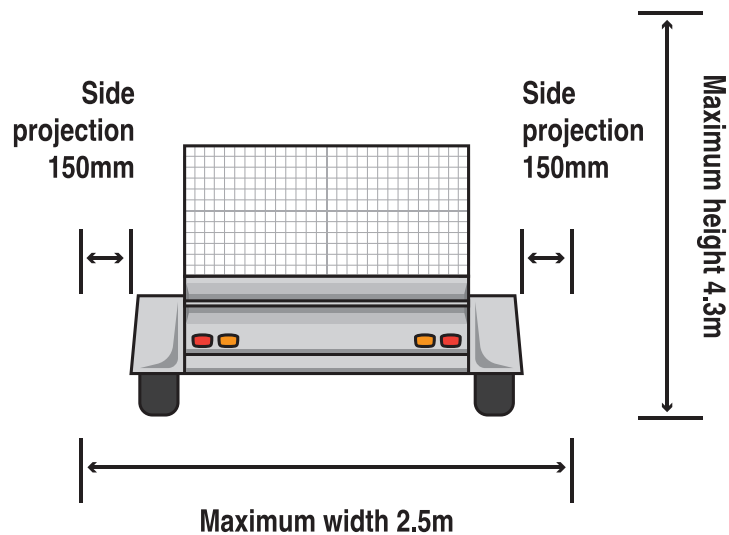


Width

Your load must not protrude more than 150mm on either side of your vehicle. The overall width cannot exceed 2.5 metres. The measurements of the width are taken from both of the far sides of the vehicle.

Height

The height of your load must not exceed 4.3 metres. You must consider the stability of the vehicle and any restrictions during your journey.



Responsibilities

If you are involved in loading, moving or unloading a vehicle or if you are the owner operator of such business, you are responsible for complying with mass and loading requirements. The maximum penalty is \$2,500 for failing to comply with these requirements.

For further information on light vehicle mass and loading requirements please refer to the Road Traffic (Light Vehicle Mass and Loading Requirements) Regulations 2013 and the Load Restraint Guide for Light Vehicles by the National Transport Commission.

The SA Police Road Safety Centre is a leader in road safety education, playing a vital role in reducing road trauma through enhancing the awareness, knowledge and skills of all road users through lifelong learning. For more information on our range of programs visit www.police.sa.gov.au/road-safety or use the QR code below to take you straight to SAPOL's road safety page. To book a FREE road safety session email SAPOL.RoadSafetySection@police.sa.gov.au

Page 3/3



This publication has been prepared as a public service initiative by South Australia Police and, while every care has been taken in its preparation, no warranty is given nor representation, either express or implied, made regarding the accuracy, currency or fitness for purpose of the information or advice provided and no liability or responsibility is accepted by the State of South Australia, its instrumentalities, South Australia Police and their agents, officers and employees for any loss suffered by any person in consequence of any use and reliance placed by any person upon the said information or advice.