



# KEEPING SAFE ON THE ROAD

## SAFE PLACES TO PLAY



Remember to make safe choices when finding somewhere to play:

- never play behind cars or in the driveway
- never chase a ball or pet onto the road
- never play by the side of the road.

It's much better to play in a park or in your backyard.






## FOLLOW THE PATH

Help Jeff's friends find the path to a safe place to play.



## CHOOSING SAFE PLACES TO PLAY

When you play, you must watch out for traffic. Cut out the faces from page 3 and place a 😊 face for each child playing safely, and a ☹️ face for each child not playing safely.



## CHOOSING SAFE PLACES TO PLAY

Cut out the faces on this page and stick a 😊 on the circle to match the children playing safely, and a ☹️ next to the children not playing safely on page 2.

What you will need: scissors, glue stick.

REMEMBER: Scissors are sharp! Ask an adult for help if you need it.



## ANSWERS

